



Pet Smart Toys

Find What You Need...

- Used socks
- Used tennis balls
- Small and medium-size treats
- Used stuffed animal
- Needle and thread
- Used plastic bottle



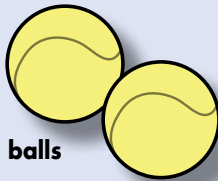
Socks




Treats



Stuffed animal



Tennis balls



Needle and thread



Plastic bottle

How can you challenge your pet so they'll get to use their animal smarts?

It may look like play, but everything an animal does is to help them survive in the natural world. When puppies roll around play fighting, they are having fun. But they are also learning how to fight. They're also learning to cooperate with their brothers and sisters in case they have to work together to fight an enemy or hunt for food. The more you know about how your pet's ancestors once lived in nature, the more you can do to create toys and experiences for them that will challenge their minds and bodies and keep them healthy, happy and animal smart.


Animal Fact:

River otters slide down ice and mud hills, burrow through snow and leaf tunnels, or splash around in the water. This playful behavior has a purpose. It makes the otters closer to each other, it teaches them how to hunt and it helps them learn to defend themselves, and their brothers and sisters, in the wild.


Activity Instructions

You can make many home-made toys for your pets to help them stay smart and happy. Giving pets things that sharpen their ancestral skills will keep their minds and bodies up and their stress level down.

1. **Sock Ball:** A Sock Ball toy will make your dog think they have small prey in their jaws. To make a Sock Ball, drop a tennis ball inside an old sock. Tie a knot around the sock just above the ball. You're ready to toss your dog their new Sock Ball.



2. **Sock Fun:** Make a Treat Sock for your dog or cat by placing small treats inside one sock. Ball the sock up as if you were putting it away. Place that sock inside another sock and tie a knot around the whole thing. Let your pet smell the treat and try to get it out.

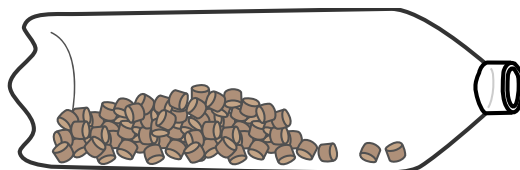


3. **Un-Stuffed Animal:** Just take the stuffing out of an old stuffed animal. Sew the animal back up after you've removed the stuffing. Your dog will think it's a successful hunter as it carries its new un-stuffed animal between its jaws.



4. **Bottle o' Fun:** Clean out a used plastic juice bottle. Place medium-sized treats inside. The treats should be small enough to fit through the hole on the top of the bottle. Take off the cap and give the bottle of treats to your dog to try to shake loose.

CAUTION: Your pet should not chew on the plastic bottle after treat has been removed. This can be harmful to your pet. Take the bottle away once the pet has the treat.



Conclusions

Even though your dog does not have to hunt for its food, it still likes to play games that let it practice being a hunter. All animals need to feel challenged, whether they are pets or zoo animals. When we allow these animals to solve problems like they or their ancestors did in the wild, their minds and bodies will be healthy and happy, all day long.

Paul Michael, www.wisebread.com/paul-michael

JIM METZNER
PRODUCTIONS

KSC is a project of
Jim Metzner Productions



Made possible by
the National Science Foundation

©2011 Jim Metzner Productions.
All rights reserved.